# COPPER CONNECTIVITY

## Clarity® TracJacks®

| PART NO. | DESCRIPTION |
|---|---|
| OR-TJ6A-XX | Clarity 6A/10G, 180° exit, fog white |
| OR-TJ600-XX | Clarity 6 jack, 8-position, 180° exit, fog white |
| OR-TJ645-XX | Clarity 6 jack, 8-position, 45° exit, fog white |
| OR-TJ5E00-XX | Clarity 5e jack, 8-position, 180° exit, fog white |
| OR-TJ5E45-XX | Clarity 5e jack, 8-position, 45° exit, fog white |

## Clarity 6A/10G Flat Patch Panels

| PART NO. | DESCRIPTION |
|---|---|
| OR-PHD6AU24 | 24-port flat Clarity 6A patch panel, T568A/B, 1.75" x 19" RU |
| OR-PHD6AU48 | 48-port flat Clarity 6A patch panel, T568A/B, 3.5" x 19" 2 RU |

## Clarity Angled Patch Panels

| PART NO. | DESCRIPTION |
|---|---|
| OR-PHA6AU24 | 24-port angled Clarity 6A patch panel, T568A/B, 1.75" x 19", 1 RU |
| OR-PHA6AU48 | 48-port angled Clarity 6A patch panel, T568A/B, 3.5" x 19", 2 RU |
| OR-PHA66U24 | 24-port, T568A/B, 1.75"H x 19" W, 1 RU |
| OR-PHA66U48 | 48-port, T568A/B, 3.5"H x 19"W, 2 RU |
| OR-PHA5E6U24 | 24-port, T568A/B, 1.75"H x 19" W, 1 RU |
| OR-PHA5E6U48 | 48-port, T568A/B, 3.5"H x 19"W, 2 RU |

## Clarity High Density Patch Panels

| PART NO. | DESCRIPTION |
|---|---|
| OR-PHD66U24 | 24-port, T568A/B, height 1.75"H x 19"W,1 RU |
| OR-PHD66U48 | 48-port, T568A/B, height 3.5"H x 19"W, 2 RU |
| OR-PHD68U24 | 24-port, T568A/B, height 1.75"H x 19"W,1 RU |
| OR-PHD68U48 | 48-port, T568A/B, height 3.5"H x 19"W, 2 RU |
| OR-PHD5E6U24 | 24-port, T568A/B, height 1.75"H x 19"W,1 RU |
| OR-PHD5E6U48 | 48-port, T568A/B, height 3.5"H x 19"W, 2 RU |
| OR-PHD5E8U24 | 24-port, T568A/B, height 1.75"H x 19"W,1 RU |
| OR-PHD5E8U48 | 48-port, T568A/B, height 3.5"H x 19"W, 2 RU |

## TracJack Faceplates

| PART NO. | DESCRIPTION |
|---|---|
| OR-40300549 | Holds (1) TracJack, 2.75" x 4.5" |
| OR-40300548 | Holds (2) TracJacks, 2.75" x 4.5" |
| OR-40300547 | Holds (3) TracJacks, 2.75" x 4.5" |
| OR-40300546 | Holds (4) TracJacks, 2/75" x 4.5 |
| OR-40300545 | Holds (6) TracJacks, 2.75" x 4.5" |
| OR-40300554 | Double gang, holds (8) TracJacks, 4.5" x 4.5" |
| OR-40300555 | Double gang, holds (6) TracJacks, 4.5" x 4.5" |
| OR-40300620 | Double gang, holds (12) TracJacks, 4.5" 4.5" |

Notes: Standard color for plastic TracJack plates is fog white. For ivory add -13, for white add -88 and for Wiremold Ivory add -99 to end of part number.

## TracJack Surface Mount Boxes

| PART NO. | DESCRIPTION |
|---|---|
| OR-404TJ2 | Holds (2) TracJacks, 2.59" x 2.27" x 1.20" |
| OR-404TJ4* | Holds (4) TracJacks, 4.80" x 3.6" x 1.16" |
| OR-404TJ6** | Holds (6) TracJacks, 6.98" x 4.33" x 1.16" |

Notes: *Can mount directly to single gang recessed wall boxes. Includes one TracJack blank. **Includes internal storage ring for fiber and two TracJack blanks. Can mount directly to single or double gang recessed wall boxes. Contact sales department for other colors.

## Clarity 6A Patch Cords

| PART NO. | DESCRIPTION |
|---|---|
| OR-MC6A-XX-YY | Modular cord |

Notes: Change suffix XX for length of cord, 03,05,07,09,15,20,25. For colors, change suffix YY to -04=yellow, -05=green, -06=blue, -08=gray, -09=white.

## Clarity 6 Category 6 Modular Patch Cords

| PART NO. | DESCRIPTION |
|---|---|
| OR-MC6-XX-YY | Four-pair 24 AWG stranded UTP, PVC |

Notes: Change suffix XX for length of cord, 03,05,07,09,15,20,25. For colors, change suffix YY to -02=red, -04=yellow, -05=green, -06=blue, -08=gray, -09=white, -00=black.

OR-TJ6A-99

OR-PHA6AU24

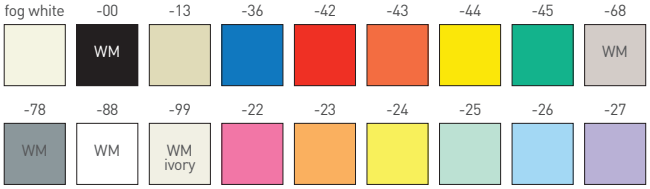


Notes: These color samples correspond with the tail codes inserted at the end of Legrand® part numbers (ex: OR-TJ600-45). TJ6A not available in colors 13, 78 and 22-27. Clarity TJ5E00 and TJ600 jacks are available in all colors listed. The Clarity TJ5E45 and TJ645 are not available in colors 22-27. WM indicates Wiremold color match. Fog white is standard, requiring no tail code. Consult sales for availability and other colors.

Notes: All Ortronics® product dimensions are listed by width, height and depth unless specified otherwise.

# TECHCHOICE® SOLUTIONS

## Keystone Jacks

| PART NO. | DESCRIPTION |
|---|---|
| OR-KS6A-XX | Category 6, 8-position, T568A/B wiring, icon compatible |
| OR-KS5E-XX | Category 5e, 8-position, T568A/B wiring, icon compatible |

Notes: See page 1 for colors. These color samples correspond with the tail codes inserted at the end of Legrand® part numbers (ex: OR-KS6A).

## TechChoice Patch Panels

| PART NO. | DESCRIPTION |
|---|---|
| OR-SP5EU24 | Category 5e, 24-port, T568A/B, height 1.75", 1RU |
| OR-SP5EU48 | Category 5e, 48-port, T568A/B, height 3.5", 2RU |
| OR-SPA5EU24 | Category 5e, 24-port, angled, T568A/B, height 1.75", 1RU |
| OR-SPA5EU48 | Category 5e, 48-port, angled, T568A/B, height 3.5", 2 RU |
| OR-SPKSU24 | 24-port, height 1.75", 1 RU, unloaded |
| OR-SPKSU48 | 48-port, height 3.5", 1 RU, unloaded |
| OR-SP6U24 | Category 6, 24-port, T568A/B, height 1.75", 1 RU |
| OR-SP6U48 | Category 6, 48-port, T568A/B, height 3.5", 2 RU |
| OR-SPA6U24 | Category 6, 24-port, angled, T568A/B, height 1.75", 1 RU |
| OR-SPA6U48 | Category 6, 48-port, angled, T568A/B, height 3.5", 2 RU |

## Plastic TechChoice Faceplates

| PART NO. | DESCRIPTION |
|---|---|
| OR-KSFP1 | Holds (1) Keystone jack |
| OR-KSFP2 | Holds (2) Keystone jacks |
| OR-KSFP3 | Holds (3) Keystone jacks |
| OR-KSFP4 | Holds (4) Keystone jacks |
| OR-KSFP6 | Holds (6) Keystone jacks |
| OR-KSFP8 | Holds (8) Keystone jacks |
| OR-KSFP12 | Holds (12) Keystone jacks |

## TechChoice Surface Mount Boxes

| PART NO. | DESCRIPTION |
|---|---|
| OR-KSSMB2 | Holds (2) Keystone Jacks, 2.42" x 2.18" x 1.16" |
| OR-KSSMB4 | Holds (4) Keystone Jacks, 4.78" x 3.6" x 1.14" |
| OR-40300061 | Holds (1) single gang faceplate, 1.5" D |
| OR-40300185 | Holds (1) single gang faceplate, 2" D |

## TechChoice Patch Cords

| PART NO. | DESCRIPTION |
|---|---|
| OR-SPC5EXX-YY | 4 pair stranded patch cord, Category 5E, PVC, 10pk |
| OR-SPC6XX-YY | 4 pair stranded patch cord, Category 6, PVC, 10pk |

Notes: For length, replace tailcode XX with 03,05,07,09,10,15,25. For standard colors, replace tailcode YY with: -00=black, -02=red, -04=yellow, -05=green, -06=blue, -08=gray, -09=white.

## Multimedia Keystone Modules

| PART NO. | DESCRIPTION |
|---|---|
| OR-KSHDMI | HDMI, female to female, 19-pin |
| OR-KSSV | S-Video to 110 |
| OR-KSSVIDC | S-Video, female to female |
| OR-KSRCAR | RCA red to 110 |
| OR-KSRCAG | RCA green to 110 |
| OR-KSRCABL | RCA blue to 110 |
| OR-KSRCAY | RCA yellow to 110 |
| OR-KSRCAW | RCA white to 110 |
| OR-KSRCAB | RCA black to 110 |
| OR-KS35ST | 3.5mm, stereo jack, female to female |
| OR-KS35STST | 3.5mm, stereo jack, female to screw term |
| OR-KS14ST | 1/4" stereo jack, female to solder |
| OR-KSUSBAA | USB 2.0 A-A, female to female |
| OR-KSUSBAB | USB 2.0 A-B, female to female |
| OR-KSBP | Binding post, set of (2) |
| OR-KSBNC75 | BNC 75 ohm, female to female, 75 ohm |
| OR-KSBNC | BNC 50 ohm, female to female, 50 ohm |
| OR-KSFCN | F Conn 75 ohm, female to female |
| OR-KSFCNR | F Conn 75 ohm, recessed, female to female |
| OR-KSS2210 | Series II bezel, 2-port, TechChoice Keystone,1-unit, 10pk |
| OR-KSB10 | Blank, 10pk |

Notes: Standard color is fog white. Contact sales for other colors.

## VGA Faceplates

| PART NO. | DESCRIPTION |
|---|---|
| OR-KSFP4V110 | Single-gang, holds (4) keystones, VGA to 110 |
| OR-KSFP4VFT | Single-gang, holds (4) keystones, VGA with crimp pins |
| OR-KSFP8V110 | Double-gang, holds (8) keystones, (2) VGA to 110 |
| OR-KSFP8VFT | Double-gang, holds (8) keystones, (2) VGA with crimp pins |

Notes: Standard color is fog white. Add -13 for electrical ivory.

OR-KS6A

OR-SP5EU24

# INFINIUM™ FIBER OPTIC SOLUTIONS

## Ultra High Density Systems

| PART NO. | DESCRIPTION |
|---|---|
| OR-UC01UA-P | ▪ Rack mount fiber enclosure<br>▪ Holds (12) MPO adapter modules or ultra high density cassettes<br>▪ Manages (144) LC ports or 576-fibers using 12-fiber MPOs |
| OR-UC04UA-P | ▪ Rack mount fiber enclosure<br>▪ Holds (48) MPO adapter modules or ultra high density cassettes<br>▪ Manages (576) LC ports or 2304-fibers using 12-fiber MPOs |
| OR-M6LCQ12-50E | ▪ UHD MTP-to-LC Cassettes<br>▪ 12-fiber (6-port) laser-optimized multimode fiber |
| OR-UHDFP-MPA48LA | ▪ Adapter module<br>▪ (4) aqua MPO pass-through adapters<br>▪ Type A standard (key up-to-key down) |

## Ultra High Density Systems

| PART NO. | DESCRIPTION |
|---|---|
| OR-FC01U-M | ▪ HD 1U rack mount FC series fiber enclosure<br>▪ Holds (4) high density HDFP series adapter panels or high density cassettes |
| OR-FC02U-M | ▪ HD 2U rack mount FC series fiber enclosure<br>▪ Holds (8) high density HDFP series adapter panels or high density cassettes |
| OR-FC04U-M | ▪ HD 4U rack mount FC series fiber enclosure<br>▪ Holds (16) high density HDFP series adapter panels or high density cassettes |
| OR-M4LCQ24-50EA3A1 | Cassette, LC quad, 24-fiber, 50-micron LOMF*, (2) MTP(M), 0.5dB, single-unit |
| OR-M4LCQ24-09 | Cassette, LC quad, 24-fiber, single-mode, (2) MTP(M), 1.05dB, single-unit |
| OR-HDFP-MPA72LA | HD, 6-MPO adapter panel, feed-through, multimode, aqua adapters, Type A* |
| OR-HDFP-LCQ24LC | HD, 6-LC quad (24-fiber) adapter panel, multimode, aqua adapters, ceramic alignment sleeves |
| OR-HDFP-LCQ24AC | HD, 6-LC quad (24-fiber) adapter panel, single-mode, blue adapters, ceramic alignment sleeves |

## Standard Density Systems

| PART NO. | DESCRIPTION |
|---|---|
| OR-FC01U-P | ▪ FC Series fiber patch enclosure, 1 RU<br>▪ Holds (3) adapter panels or cassettes |
| OR-FC02U-P | ▪ FC Series fiber patch enclosure, 2RU<br>▪ Holds (6) adapter panels or cassettes |
| OR-FC04U-P | ▪ FC Series fiber patch enclosure, 4 RU<br>▪ Holds (12) adapter panels or cassettes |
| OR-FC01U-C | ▪ FC series fiber patch and splice enclosure, 1 RU<br>▪ Holds (2) 12-fiber splice trays<br>▪ Holds (3) adapter panels or cassette |
| OR-FC02U-C | ▪ FC series fiber patch and splice enclosure, 2 RU<br>▪ Holds (6) 12-fiber splice trays |
| OR-FC04U-C | ▪ FC series fiber patch and splice enclosure, 4RU<br>▪ Holds (16) 12-fiber splice trays |
| OR-M2LCQ24-50E3A1 | Cassette, LC quad, 24-fiber, 50-micron LOMF,(2) MTP(M), premium performance, single-unit |
| OR-M2LCQ24-50E | Cassette, LC quad, 24-fiber, 50-micron LOMF,(2) MTP(M), high performance, single-unit |
| OR-M2LCQ24-09 | Cassette, LC quad, 24-fiber, single-mode, (2) MTP(M), high performance, single-unit |
| OR-OFP-MPA96LA | 8-MPO adapter panel, feed-through, multimode, aqua adapters, type A |
| OR-OFP-MPA72LA | 6-MPO adapter panel, feed-through, multimode, aqua adapters, type A |
| OFP-LCQ24LC | 6-LC quad (24-fiber) adapter panel, multi-mode, aqua adapters, ceramic alignment sleeves |
| OFP-LCQ24AC | 6-LC quad (24-fiber) adapter panel, single-mode, blue adapters, ceramic alignment sleeves |
| OFP-LCD12LC | 6-LC duplex (12-fiber) adapter panel, multimode, aqua adapters, ceramic alignment sleeves |
| OFP-SCD12LC | 6-SC duplex (12-fibers) multimode, aqua adapters, ceramic alignment sleeves |

OR-UC01UA-P

OR-UHDFP-MPA48LA

OR-OFP-MPA96LA

Notes: All Ortronics® product dimensions are listed by width, height and depth unless specified otherwise.

# INFINIUM™ FIBER OPTIC SOLUTIONS

## Flush Mounting Rails

| PART NO. | DESCRIPTION |
|---|---|
| OR-RFPHD01U | ▪ 1 RU<br>▪ Holds (4) high density adapter panels (HDFP Series) or (4) high density cassettes |
| OR-RFPHD02U | ▪ 2 RU<br>▪ Holds (8) high density adapter panels (HDFP Series) or (8) high density cassettes |
| OR-RFP01U | ▪ 1 RU<br>▪ Holds (3) standard adapter panels (OFP Series) or (3) standard density cassettes |
| OR-RFP02U | ▪ 2 RU<br>▪ Holds (6) standard adapter panels (OFP Series) or (6) standard density cassettes |

## MTP-MTP 12 and 24 Fiber Array Cords

| PART NO. | DESCRIPTION |
|---|---|
| OR-A3AMPLAGAB001M | 12F, OM4, female to male, 1M, type A |
| OR-A3AMPLAGAA001M | 12F, OM4, female to female, 1M, type A |
| OR-A3AMPLBGAB001M | 24F, OM4, female to male, 1M, type A |
| OR-A3AMPLBGAA001M | 24F, OM4, female to female, 1M, type A |

## Duplex Fiber Optic Patch Cords for Premium and Standard Performance

| PART NO. | DESCRIPTION |
|---|---|
| OR-P3DG8LPAZAZ001M | 1 meter, aqua, laser-optimized (50/125) OM4 LC-PC OFNP (A-B)* |
| OR-P3RG8LPAZAZ001M | 1 meter, aqua, laser-optimized (50/125) OM4 LC-PC OFNP (A-A)** |
| OR-P3DG8LPWZWZ001M | 1 meter, aqua, laser-optimized (50/125) OM4 RLC-PC OFNP (Ships A-B) |
| OR-P0DG8LPAZAZ001M | 1 meter, aqua, laser-optimized (50/125) OM4 LC-PC OFNP (A-B*) |
| OR-P0RG8LPAZAZ001M | 1 meter, aqua, laser-optimized (50/125) OM4 LC-PC OFNP (A-A*) |
| OR-P0DG8LPWZWZ001M | 1 meter, aqua, laser-optimized (50/125) OM4 RLC-PC OFNP (Ships A-B) |
| OR-P0DC8IPUZUZ001M | 1 meter, yellow, Single-Mode OS2 LC-UPC OFNP (A-B)* |
| OR-P0RC8IPUZUZ001M | 1 meter, yellow, Single-Mode OS2 LC-UPC OFNP(A-A)** |
| OR-P0DC8IPPZPZ001M | 1 meter, yellow, Single-Mode OS2 RLC-UPC OFNP (Ships A-B) |
| OR-P3DG2LRGZGZ001M | 1 meter, aqua, laser-optimized (50/125) OM4, 2mm Zip Cord OFNR |
| OR-P3DG2LRFZFZ001M | 1 meter, aqua, laser-optimized (50/125) OM4, 2mm Zip Cord OFNR |

## Duplex Fiber Optic Patch Cords for Premium and Standard Performance (cont)

| | |
|---|---|
| OR-P3DG2LRFZGZ001M | 1 meter, aqua, laser-optimized (50/125) OM4, 2mm Zip Cord OFNR |
| OR-P0DG2LRGZGZ001M | 1 meter, aqua, LC-PC to LC-PC, laser-optimized (50/125) OM4, OFNR |
| OR-P0DG2LFRZFZ001M | 1 meter, aqua, SC-PC, to SC-PC, laser-optimized (50/125) OM4, OFNR |
| OR-P0DG2LRFZGZ001M | 1 meter, aqua, SC-PC to LC-PC, laser-optimized (50/125) OM4, OFNR |

Notes: *A-B patch cords reverse the fiber positions.
**A-A patch cords do not reverse the fiber.

OR-RFPHD01U

OR-RFP01U



Fiber Array Cords



OR-P3DG8LPAZAZ001M

Notes: All Ortronics® product dimensions are listed by width, height and depth unless specified otherwise.

# INFINIUM™ FIBER OPTIC SOLUTIONS

## Single-Connector Pigtails for Premium Performance Systems – OM4

| PART NO. | DESCRIPTION |
|---|---|
| OR-P3PG9FRFZZZ001M | 1 meter, aqua, laser-optimized (50/125) OM4 PC/OFNR, SC-PC, 50 LOMF |
| OR-P3PG9FRGZZZ001M | 1 meter, aqua, laser-optimized (50/125) OM4 PC/OFNR, LC-PC, 50 LOMF |

OR-P3PG9FRFZZZ001M

## Field Installable Connectors

| PART NO. | DESCRIPTION |
|---|---|
| OR-205KNT9GA-50T | LC PC reusable connector, field-installable, 50/125 LOMF, aqua housing, white 900 micron boot, 12pk |
| OR-205KNT9SA-09 | LC UPC reusable connector, field-installable, single-mode, blue housing, white 900 micron boot, 12pk |
| OR-205KNT9FA-50T | SC PC reusable connector, field-installable, 50/125 LOMF, aqua housing, white 900 micron boot, 12pk |
| OR-205KNT9RA-09 | SC UPC reusable connector, field-installable, single-mode, blue housing, white 900 micron boot, 12pk |
| OR-205KNT9LA-09 | SC APC reusable connector, field-installable, single-mode, green housing, white 900 micron boot, 12pk |
| OR-85400016 | Precision Install Kit – Standard<br>Includes:<br>▪ Precision cleaver with scrap basket<br>▪ Tri-hole fiber stripper<br>▪ Kevlar scissors<br>▪ Fiber disposal bottle<br>▪ Black marker<br>▪ Non woven dry wipes (100pk)<br>▪ Safety Glasses<br>▪ Cleaning solution spray 2oz.<br>▪ Metal ruler<br>▪ Soft case |
| OR-85400017 | Precision Install Kit – Premium<br>Includes everything listed in Standard kit, plus:<br>▪ 200x microscope<br>▪ Visual fault locater<br>▪ Attenuator for VFL<br>▪ VFL adapter for LC<br>▪ SC-SC mating sleeve<br>▪ LC-LC mating sleeve<br>▪ VFL LC-LC cord SM 3mm, 1m<br>▪ VFL SC-LC cord SM 3mm, 1m |

OR-205KNT9GA-50T

OR-205KNT9RA-09

OR-85400016

Notes: All Ortronics® product dimensions are listed by width, height and depth unless specified otherwise.

# MIXED MEDIA HD CONNECTIVITY

## High Density Jacks, Jack Panels and Workstation Options

| PART NO. | DESCRIPTION |
|---|---|
| OR-HDJ6A-XX | Clarity HDJ Category 6a jack, 8 position, T568A/B, fog white |
| OR-HDJ6-XX | Clarity HDJ Category 6 jack, 8 position, T568A/B, fog white |
| OR-HDJ5E-XX | Clarity HDJ Category 5e jack, 8 position, T568A/B, fog white |
| OR-PHAHJU24 | 24-port angled HDJ jack panel, unloaded 1.75"H x 19"W, 1 RU |
| OR-PHAHJU48 | 48-port angled HDJ jack panel, unloaded 1.75"H x 19"W, 1 RU |
| OR-PHDHJU24 | 24-port flat HDJ jack panel, unloaded 1.75"H x 19"W, 1 RU |
| OR-PHDHJU48 | 48-port flat HDJ jack panel, unloaded 1.75"H x 19"W, 1 RU |
| OR-403HDJ12 | Faceplate single gang, 2-port, fog white, rear loading with designation |
| OR-403HDJ13 | Faceplate single gang, 3-port, fog white, rear loading with designation |
| OR-403HDJ14 | Faceplate single gang, 4-port, fog white, rear loading with designation |
| OR-403HDJ16 | Faceplate single gang, 6-port, fog white, rear loading with designation |
| OR-404HDJ4 | Surface mount box, 4-port, for high density jacks, 4.75L x 3.6"W x 1.5"D |

Notes: For other colors add one of the following suffixes: -00 black, -36 blue, -42 red, -43 orange, -44 yellow, -45 green, -88 white, -13 ivory, -27 violet, -78 gray.

OR-HDJ6A-42

OR-HDJ5E-44

OR-HDJ6-36

OR-PHAHJU48

OR-403HDJ13

OR-404HDJ4

OR-403HDJ16

## High Density Fiber Module

| PART NO. | DESCRIPTION |
|---|---|
| OR-HDFM-FLC2CL-00 | Duplex LC, aqua |
| OR-HDFM-FLC2CC-00 | Duplex LC, green |
| OR-HDFM-FSC1CL-00 | Simplex SC, aqua |
| OR-HDFM-FSC1CC-00 | Simplex SC, green |
| OR-HDFM-FMTZNL-00 | MPO, aqua, type A |
| OR-HDFM-FMTZNC-00 | MPO, green, type A |
| OR-HDFM-FMTZNN-00 | MPO, magenta, type A |
| OR-HDCA6LC12AH | High density cassette assembly, 50 LOMF (OM4+)*, 12-fiber, 1-MTP(M), 6-LC DX, 0.5dB max cassette insertion loss |
| OR-HDCM-001 | High density cable manager, black, includes (1) 8pk of 1/4 round cable management spools, makes (2) complete spools |

OR-HDFM-FMTZNC-00


OR-HDCA6LC12AH


OR-HDCM-001

Notes: All Ortronics® product dimensions are listed by width, height and depth unless specified otherwise.

# PHYSICAL SUPPORT

## Mighty Mo® 20 Racks and Cable Managers

| PART NO. | DESCRIPTION |
|---|---|
| OR-MM20706-X | 6.5"D channel rack, 7'H, 45 RU, tapped #12-24 |
| OR-MM20724-X | 24"D channel rack, 7'H, 45 RU, tapped #12-24 |
| OR-MM20736ADJ38-X | 36"D adjustable rack, 7'H, 45 RU, punched 3/8" square |
| OR-MM20VMD706-X | Vertical manager with door, 6.5"W x 10.25"D for 7' MM20 racks |
| OR-MM20VMD710-X | Vertical manager with door, 10.5"W x 15"D for 7' MM20 racks |
| OR-MM20VMD712-X | Vertical manager with door, 12.25"W x 15"D for 7' MM20 racks |
| OR-MM20UCT2X2-X | 2" x 2" x 5.25" trough with hex mounting for MM20 channel racks, 6pk |
| OR-60401001 | Overhead cable pathway rack, 2 RU, 23.6"W x 7.4"H x 9"D, 90 lbs. capacity |

Notes: Replace the "x" tail code with "B" for black or "W" for white.

## Standard Equipment Racks and Cable Managers

| PART NO. | DESCRIPTION |
|---|---|
| OR-19-84-T4SDA2132 | Adjustable dual rack, 84"H x 20.19"W x 21"-32"D, 45 RU (1.75"), load rating: 1,000 lbs |
| OR-19-84-T2SD | Standard equipment rack, 84"H x 20.19"W x 15"D, 45 RU, channel width: 3", load rating: 750 lbs |
| OR-DVMS704 | Standard vertical cable management cage with cover, 3.75"W x 13.17"D x 7'H , double-sided |
| OR-DVMS706 | Standard vertical cable management cage with cover, 6.00"W x 13.17"D x 7'H, double-sided |
| OR-19-21-T18DB | Swing EZ wall rack, 21"H x 19.75"W x 18"D, 11 RU (1.75"), load rating: 75 lbs |
| OR-19-35-T18DB | Swing EZ wall rack, 35"H x 19.75"W x 18"D, 19 RU (1.75"), load rating: 75 lbs |
| OR-604004396 | Hinged wall mount bracket, 3.5"H x 19"W x 6"D, 2 RU |
| OR-WMBV3U | Vertical wall mount bracket, 20.25"W x 6.35"D x 6"H, 3 RU, load rating: 200 lbs |

## Wall Mount Cabinets

| PART NO. | DESCRIPTION |
|---|---|
| OR-MMW122420X-B | 12U x 24"W x 20"D, 23.50"H, black, 150 lbs |
| OR-MMW192420X-B | 19U x 24"W x 20"D, 35.75"H, black, 200 lbs |
| OR-MMW262420X-B | 26U x 24"W x 20"D, 48.00"H, black, 300 lbs |
| OR-MMW122426X-B | 12U x 24"W x 26"D, 23.50"H, black, 150 lbs |
| OR-MMW192426X-B | 19U x 24"W x 26"D, 35.75"H, black, 200 lbs |
| OR-MMW262426X-B | 26U x 24"W x 26"D, 48.00"H, black, 300 lbs |

Notes: Replace "X" with "S" for solid door or "P" for Plexiglas® door.

## Mighty MO GX Cabinets

| PART NO. | DESCRIPTION |
|---|---|
| OR-GXC422442-A1-B | Pre-configured server cabinet, assembly 42U (80.45" H), 24"W, 42"D, black |
| OR-GXC422942-A1-B | Pre-configured network cabinet, assembly 42U (80.45"H), 29.5"W, 42"D, black |



OR-MM20724-B

OR-MM20UCT2X2-X

OR-60401001

Wall Mount Cabinets

OR-GXC422442-A1-B

Notes: All Ortronics® product dimensions are listed by width, height and depth unless specified otherwise.

# PHYSICAL SUPPORT

## Horizontal Management, Shelves and Accessories

| PART NO. | DESCRIPTION |
|---|---|
| OR-MM6HMF1RU | Horizontal management panel, multiple fingers, cover, 1RU (1.75" x 19"), black |
| OR-MM6HMF2RU | Horizontal management panel, multiple fingers, cover, 2 RU (3.5" x 19"), black |
| OR-SHMC1RU | Horizontal cable manager, single-sided, 19" mounting x 1 RU, black |
| OR-DHMC2RU | Horizontal cable manager, double-sided, 19" mounting x 2RU, black |
| OR-60400131 | Cable management panel, (5) horizontal distribution rings,1.7"H x 3.5"D, 1 RU |
| OR-60400057 | Cable management panel, (5) horizontal distribution rings, 3"H x 4"D, 2 rack units |
| OR-808004759 | Cable management panel, (5) horizontal plastic distribution rings,1.7"H x 2.70"D, 1 RU |
| OR-808044855 | Cable management panel, (4) horizontal, (4) vertical distribution rings, 2"H x 4"D, (24) routing clips, 10"W x 2.63"D, 2 RU |
| OR-60400129 | (5) horizontal distribution rings, 1.7"H x 3.5"D, (4) 1" x 2" cutouts, 1 RU |
| OR-808044549 | Finger-duct panel, 3"H x 3"D, 2 RU |
| OR-FCM-19-1XL | Interbay organizers, inside ring: 1.5"H x 3.5"D, dimensions: 1.75"H x 20.19"W x 4.75"D, |
| OR-FCM-19-2XL | Interbay organizers, inside ring: 3"H x 3.5"D, dimensions: 3.50"H x 20.19"W x 4.94"D, cable capacity: 126, 4 lbs |
| OR-60400538 | Server rack equipment shelf, 19" x 1.7" x 30", 200 lbs capacity |
| OR-60400405 | Equipment shelf, 19" x 5.25" x 15.13", 75 lbs capacity |
| OR-BFPT-2RU-10 | Tool less snap in filler panel, 19"W x 3.5"H, 2 RU, 10pk, black |
| OR-BFPT-2RU-10-W | Tool less snap in filler panel, 19"W x 3.5"H, 2 RU, 10pk, white |
| OR-BFPA-1RU | Angled blank filler panels, 19"W x 1.75"H, 1 RU |
| OR-BFPA-2RU | Angled blank filler panels, 19"W x 3.5"H, 2 RU |
| OR-60400533 | Panel mounting screws, #12-24 x .625", 50pk |
| OR-RU-1224CN | Cage nuts, thread size: #12-24, 50pk |
| OR-70700080 | Color-coded cable management strips, 6"L x .75"W, grip range: .625" to 1.625" diameter, 10pk |
| OR-70700079 | Color-coded cable management strips, 12"L x .75"W, grip range: 1.25" to 3.25" diameter, 10pk |

Notes: To order colored straps, specify color by putting code at end of part number Color Code: -00=Black, -22=Red, -23=Orange, -24=Yellow, -25=Green, -26=Blue.

## Bonding and Grounding

| PART NO. | DESCRIPTION |
|---|---|
| OR-GBH19KIT | Horizontal rack bonding busbar kit, 1" X 19.25" |

## Runway and Accessories

| PART NO. | DESCRIPTION |
|---|---|
| OR-URT10-12B | Dimensions: 12"W x 9'-11"L, black |
| OR-URT10-18B | Dimensions: 18"W x 9'-11"L, black |
| OR-TRT10-18B | Dimensions: 18"W x 9' 8.5"L, load rating: 115 lbs. |
| OR-TRT10-24B | Dimensions: 24"W x 9' 8.5"L, load rating: 115 lbs. |
| OR-WRTRT-12B | Kit of (1) 4'-5.5" long runway |
| OR-P820367H | Straight clamp kit, for different stringer widths, (2) clamps with filler |
| OR-P820147H | Corner clamp kit, (2) corner clamps |

OR-SHMC-1RU



OR-BFPT-2RU-10-W

## Configurable Products

Legrand® offers a wide selection of pre-terminated and configurable products, including:

- Infinium™ fiber trunks and HiLoc™ harnesses
- Clarity® SNAP™ copper cable assemblies
- Mighty Mo® cabinets

For configurations and assemblies, contact a Legrand Representative at 1-800-934-5432 or download the Ortronics® Product Line Catalog at www.legrand.us.

**Data Communications**

125 Eugene O'Neill Drive
New London, CT 06320
800.934.5432
www.legrand.us

570 Applewood Crescent
Vaughan, Ontario L4K 4B4
905.738.9195
www.legrand.ca

Follow Us

©2014 Legrand All Rights Reserved rev.10|14 QUICKREF

Notes: All Ortronics® product dimensions are listed by width, height and depth unless specified otherwise.